

# TRS Customer Profile

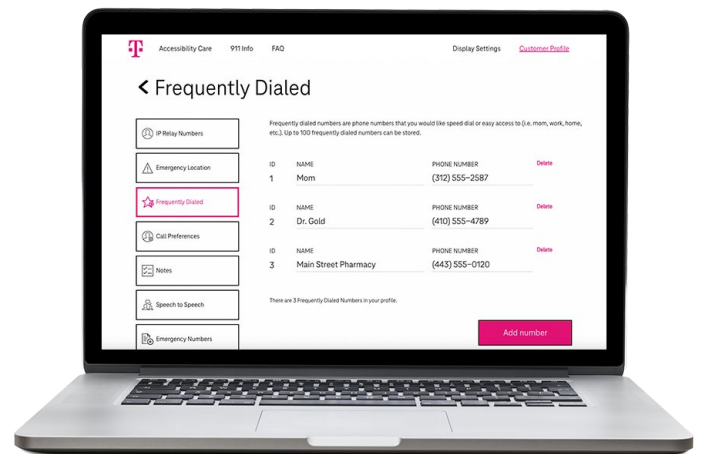


The TRS Customer Profile form allows you to list your preferences for calls, such as:

- Frequently dialed numbers
- Emergency numbers
- Preferred gender of operator
- Announcing relay service

As a consumer, you have flexibility in updating your preferences at any time.

For more information, visit [wyomingrelay.com/profile](http://wyomingrelay.com/profile).



## How to Set Up your Customer Profile

If you already have a TRS Customer Profile, see “How do I get in my Customer Profile?” on the back of this flyer.

Below are **two options** of filling out your Customer Profile.

### 1 Customer Profile Online

- Go to [t-mobile.com/trsprofile](http://t-mobile.com/trsprofile).
- Click **Register** on the top menu bar.
- Fill out your information and follow instructions.
- Make sure that you write down your new username and password.
- A confirmation email will be sent to you.

### 2 Contact Accessibility Care

You can set up your Customer Profile by contacting T-Mobile Accessibility Care at:

- (800) 676-3777 (TTY/Voice)
- (800) 676-4290 (Spanish - TTY/Voz)
- (877) 787-1989 (Speech-to-Speech only)
- (866) 931-9027 (Voice Carry-Over only)
- [access@t-mobile.com](mailto:access@t-mobile.com) (Email)

Representatives will take your request and can set up your profile while you are on the phone or send you a form to complete.

They are also available to answer any questions you may have.

Register New Account

Address Information

LEGAL FIRST NAME \_\_\_\_\_ LEGAL LAST NAME \_\_\_\_\_

HOME ADDRESS 1 (No P.O. Boxes) \_\_\_\_\_

HOME ADDRESS 2 \_\_\_\_\_

CITY \_\_\_\_\_ STATE \_\_\_\_\_ ZIP CODE \_\_\_\_\_

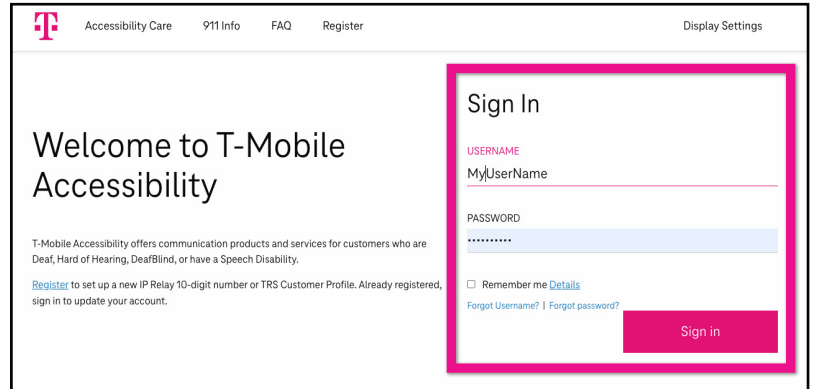
EMAIL ADDRESS: youremail@email.com \_\_\_\_\_

# TRS Customer Profile



## How do I get in my Customer Profile?

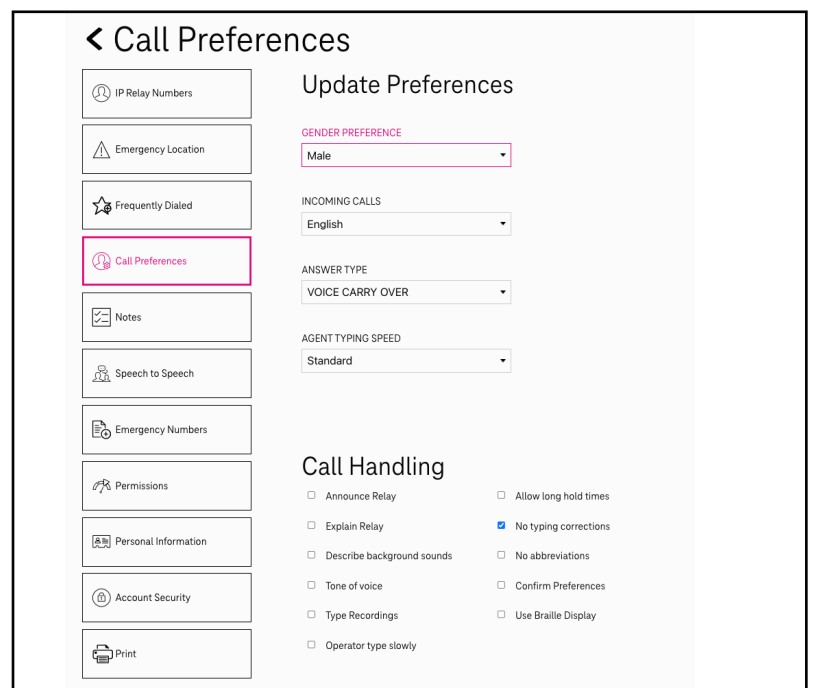
- 1**
  - Go to [t-mobile.com/trsprofile](https://t-mobile.com/trsprofile).
  - Sign in with your **username** and **password**.  
*If you haven't registered, read "How to Set Up your Customer Profile?" on the back of this flyer.*
  - Click **Sign In**.



- 2**
  - Click **Customer Profile** in the upper right corner of the T-Mobile IP Relay screen.



- 3**
  - You are now on the Customer Profile. There are tabs on the left side that include:
    - IP Relay Numbers
    - Emergency Location
    - Frequently Dialed
    - Call Preferences
    - Notes
    - Speech to Speech
    - Emergency Numbers
    - Permissions
    - Personal Information
    - Account Security
    - Print



For more information, visit [wyomingrelay.com/profile](https://wyomingrelay.com/profile).